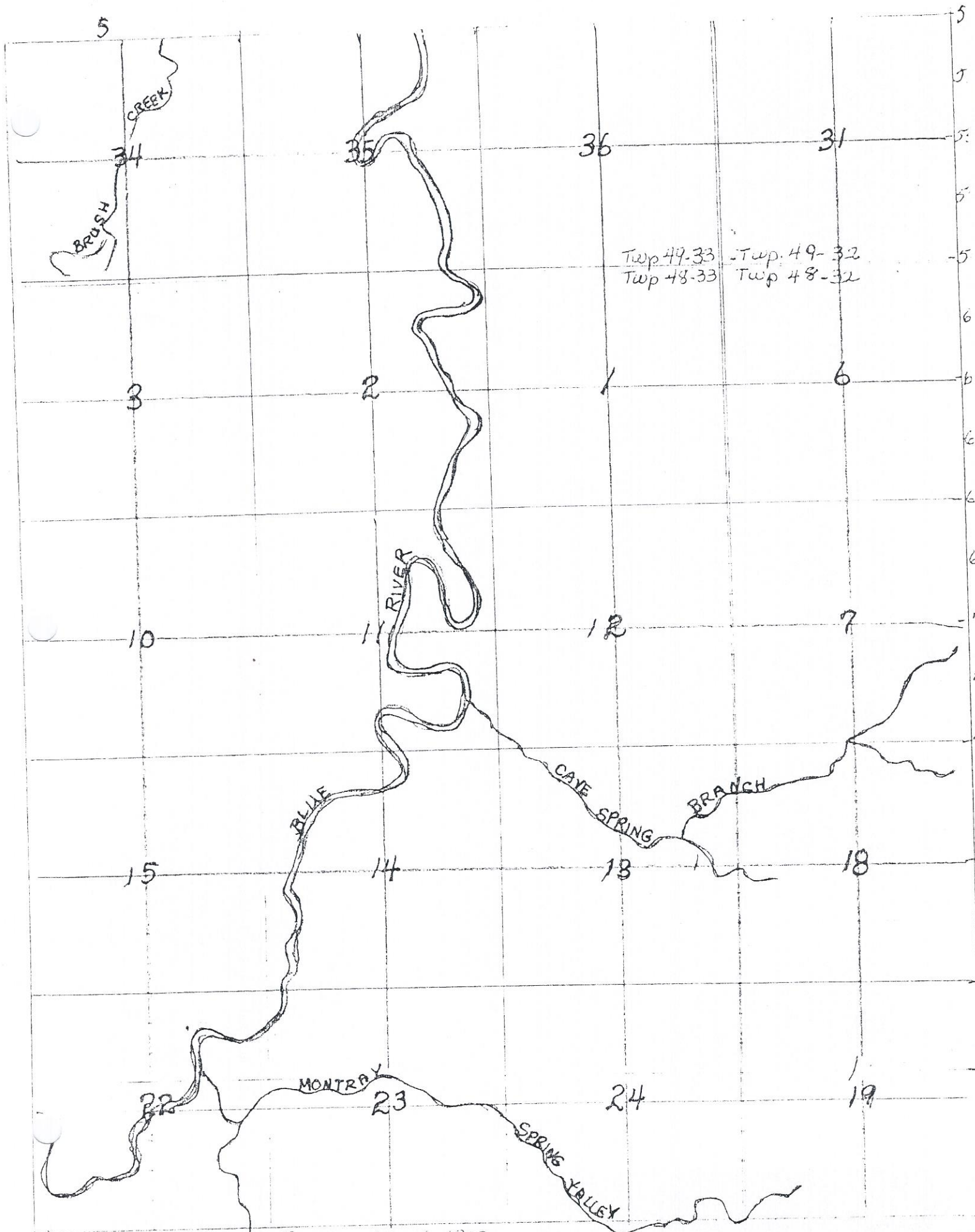


1843 Surveyors Notes



Sections 7 & 18 which is a line
 Stone Benches long 14 inches wide
 & 5 inches thick and broken
 then Set Not fit for Cultivation

Then Run from the corner to Sec² 12 & 13
 on a true line

South along the West boundary of Section
 13 Township 48 North Range 33 West
 5th principal Meridian

40 14 the Quarter Section Corner on the ~~the~~
 East boundary of said Section 13

Commenced at the Corner to Sections
 5, 6, 7 & 8 and Run

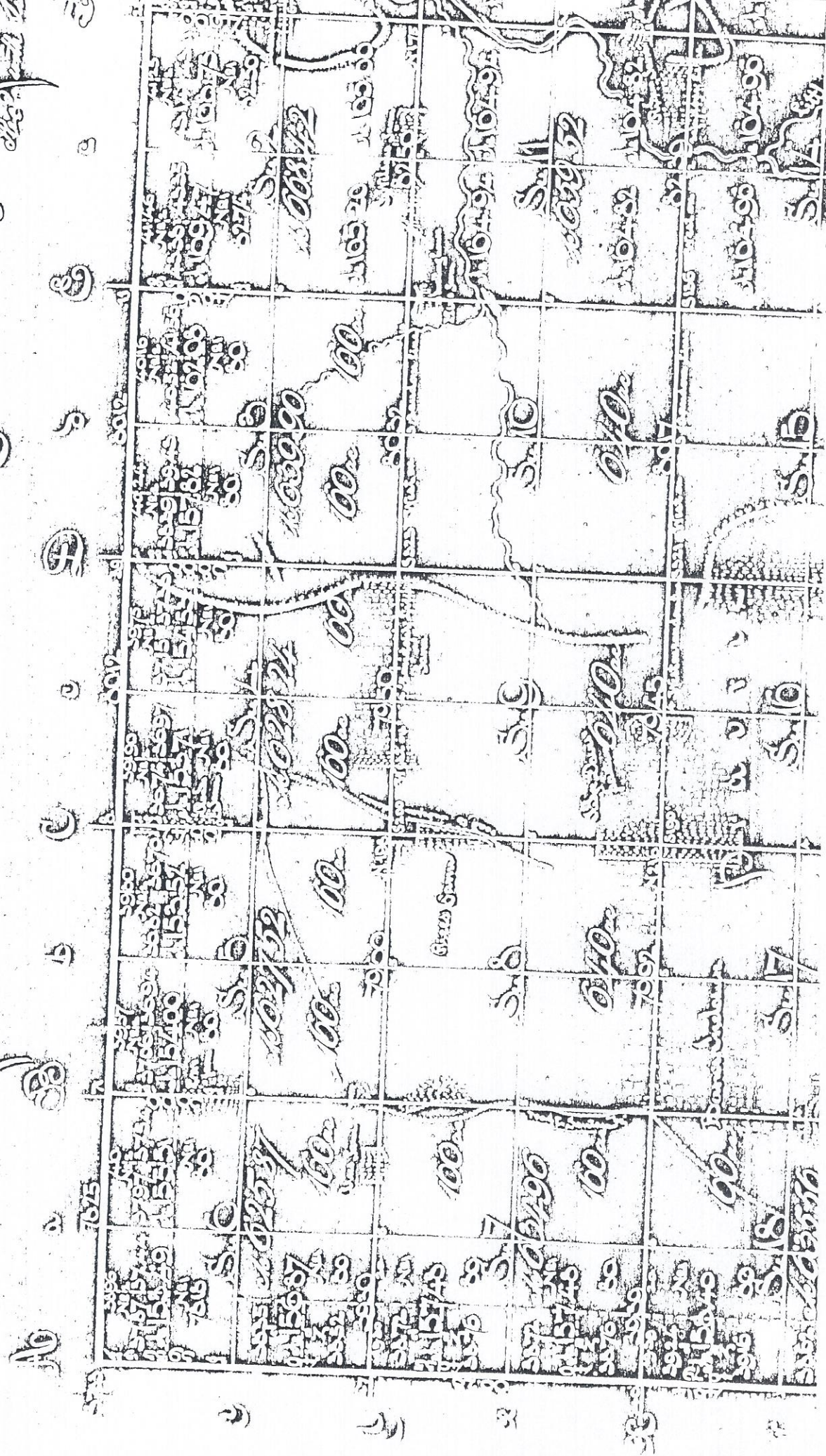
North between Sections 5 & 6 Township 48 North
 Range 32 West 5th principal Meridian


9 00 Left the farm & entered brush

12 04 A Cherry 12 inches diameter

40 00 Set a post for Quarter Section Corner
 from which a Cherry 6 inches diameter
 bears S 86 E 14 links & a Hickory 6 inches
 diameter bears S 40 1/2 W 38 links distant

48
 49
 50
 51
 52
 53
 54
 55
 56
 57
 58
 59
 60
 61
 62
 63
 64
 65
 66
 67
 68
 69
 70
 71
 72
 73
 74
 75
 76
 77
 78
 79
 80
 81
 82
 83
 84
 85
 86
 87
 88
 89
 90
 91
 92
 93
 94
 95
 96
 97
 98
 99
 100





No. 1000
 No. 700
 No. 500
 No. 300
 No. 100

No. 1000
 No. 700
 No. 500
 No. 300
 No. 100

No. 1000
 No. 700
 No. 500
 No. 300
 No. 100

No. 1000
 No. 700
 No. 500
 No. 300
 No. 100

No. 1000
 No. 700
 No. 500
 No. 300
 No. 100

Amount of money	Value of property	Value of stock	Value of bonds	Value of other assets
1000	1000	1000	1000	1000
2000	2000	2000	2000	2000
3000	3000	3000	3000	3000
4000	4000	4000	4000	4000
5000	5000	5000	5000	5000
6000	6000	6000	6000	6000
7000	7000	7000	7000	7000
8000	8000	8000	8000	8000
9000	9000	9000	9000	9000
10000	10000	10000	10000	10000

No. 1000
 No. 700
 No. 500
 No. 300
 No. 100

No. 1000
 No. 700
 No. 500
 No. 300
 No. 100

No. 1000
 No. 700
 No. 500
 No. 300
 No. 100

No. 1000
 No. 700
 No. 500
 No. 300
 No. 100

No. 1000
 No. 700
 No. 500
 No. 300
 No. 100